

PERFORMING A RESCUE

1



Is patient responsive?

2



Call emergency services!

3



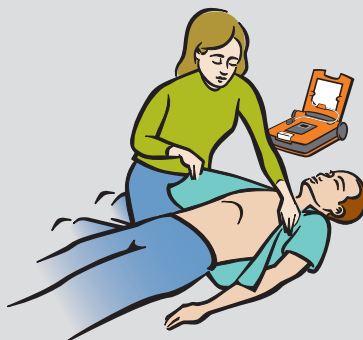
Get AED.

4



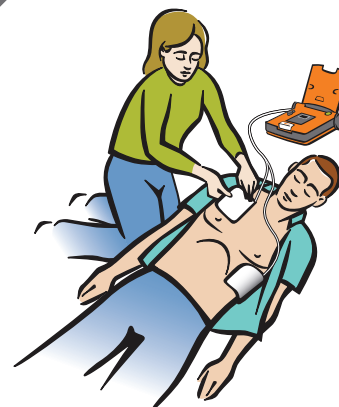
Place AED on ground.
Open lid.

5



Remove clothing.
Expose chest.

6



Attach pads.

7



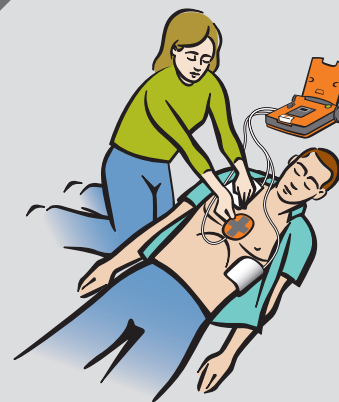
Do not touch the patient.

8



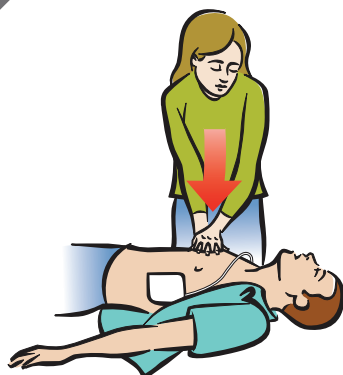
If required, AED will deliver
shock automatically.

9



If present, place CPR device.

10



Follow AED prompts.
Give compressions.

11



If instructed, give breaths.

Automatic AED



Cardiac Science and the Shielded Heart logo are trademarks of Cardiac Science Corporation.
Copyright © 2012 All Rights Reserved.
N7 W22025 Johnson Drive, Waukesha, WI 53186 USA
www.cardiacscience.com



MDSS GmbH
Schiffgraben 41
D-30175 Hannover
Germany



70-01092-01r E

